



District Report Card: 2017


State: Manipur	District: Bishnupur
Class: 5	Subject: Language
Schools: 60	Students: 536


Participation/Coverage


Students

<div>GENDER</div> <div></div>	Boys		Girls	
	Number	%	Number	%
	255	47.57	281	52.43

<div>AREA</div> <div></div>	Rural		Urban	
	Number	%	Number	%
	398	74.25	138	25.75

<div>CATEGORY</div> <div></div>	SC		ST		OBC		GEN	
	Number	%	Number	%	Number	%	Number	%
	80	14.93	5	0.93	387	72.20	64	11.94

<div>CWSN</div> <div></div>	LD	VI	HI	S&LD	ID	Oth
	1	2	0	1	2	7

<div>Management</div> <div></div>	Government		Government-aided	
	Number	%	Number	%
	417	77.80	119	22.20

Average Performance of Students in Language (%)

Overall	Gender		Area		Management		Social Group			
	Male	Female	Rural	Urban	Govt.	Aided	SC	ST	OBC	GEN
54.98	54.77	55.16	55.63	53.09	54.87	55.35	59.83	68.00	54.88	48.44

Performance on Learning Outcomes (LOs)

Learning Outcomes	Description	Average Performance(%)
L504	Reads and comprehends independently storybooks, news items/ headlines, advertisements etc.	41.60
L508	Reads text with comprehension, locates details and sequence of events	61.66

Range of Performance of Students who Answered Correctly							
Below 30%		30% - 50%		50% - 75%		Above 75%	
Number	%	Number	%	Number	%	Number	%
56	10.45	162	30.22	228	42.54	90	16.79

Lowest Performing Learning Outcomes (LOs)

- 1 - Reads and comprehends independently storybooks, news items/ headlines, advertisements etc. (41.60)
- 2 - Reads text with comprehension, locates details and sequence of events (61.66)